


Engage® Panel System

Custom Solutions, Modular Benefits

exhibiting solutions



SKYLINE EXHIBITS Pte Ltd
Block 2024, #04-54.
Bukit Batok St. 23,
Singapore 659529
tel: 65-6294 2949
e-mail: admin@skyline.com.sg
www.skyline.com.sg

Structural, Versatile, Elegant: Engage® Panel System

Lightweight, Sleek and Sturdy


Its strong aluminum frame and honeycomb core give you a structural panel that has a sleek, elegant profile. Our patented Slide-Connect technology allows for quick and easy installation.

Your Perfect Exhibit Solution

With many panel shapes and sizes, hundreds of finishes, a universal connection system and true compatibility with all other Skyline systems, you can achieve any look and ultimate functionality.

Maximize Your Event ROI

Our slim, lightweight panels pack efficiently which can drastically reduce operating costs like shipping, storage and drayage.



Universal panels reconfigure to fit your varying needs and exhibit sizes.

Present your message in style! Engage® supports all kinds of Skyline graphics from custom 3D logos to backlit graphics and text signs.



Reduce your operating expenses! The island exhibit above fits in just 3 containers.

SSS

Accurate DNA Results Now

1

2

3

4



1 Precision-fit panels

Panels are constructed to achieve absolute 90° corners so they align perfectly without gaps.

2 Elegant lighting

Attached and integral lighting fixtures highlight your message and products.

3 Custom counters

Shelving and counters in any style are available for product demonstration or presentations.

4 Clear and frosted windows

Great for conference rooms. Windows create space for private meetings yet maintain an open feel.



Conference rooms allow you to conduct business away from the commotion of the show floor.

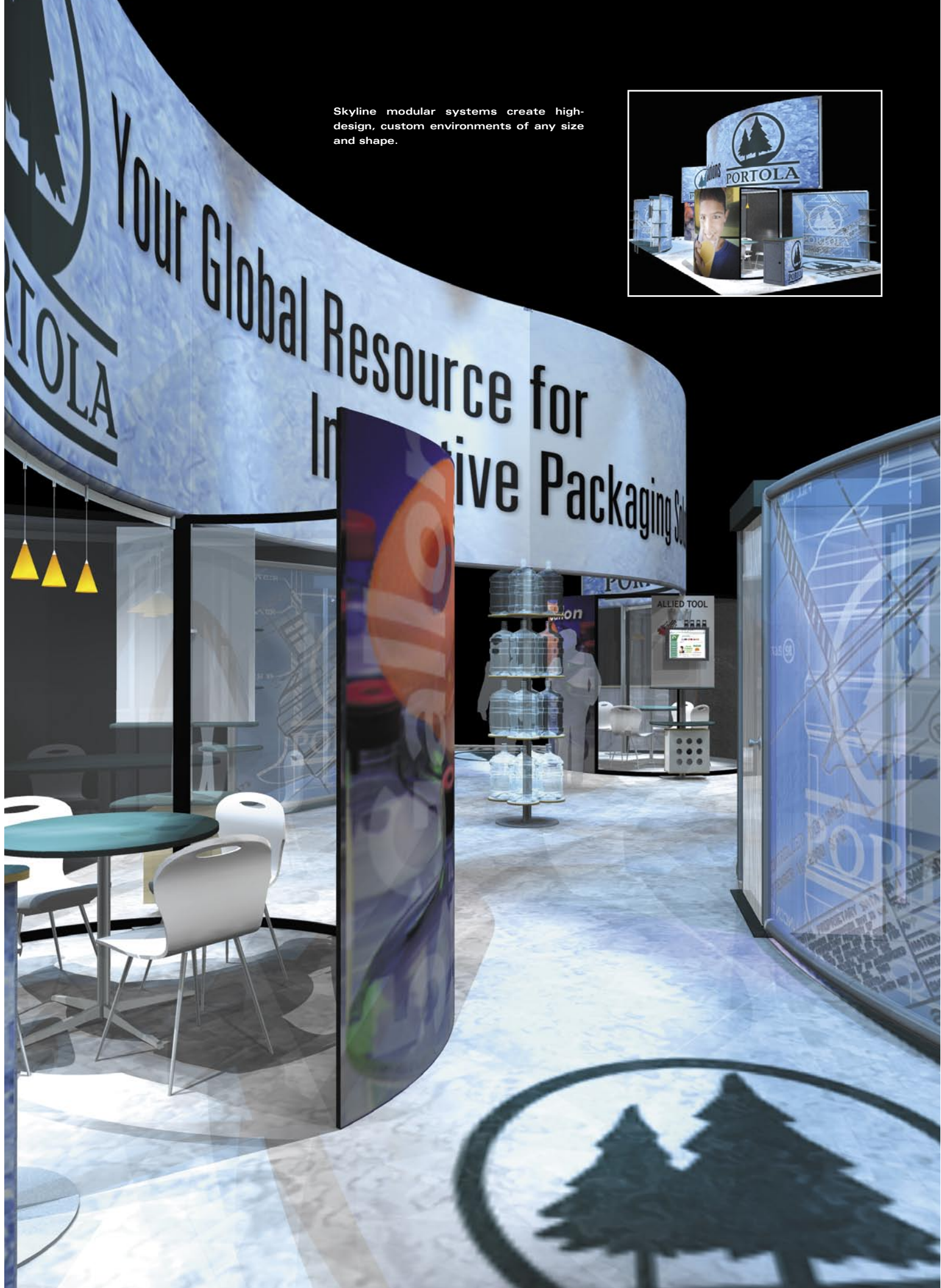
5 3D and stand-off graphics

Add interest and depth with 3D graphics. They provide a custom look and are easy to change out.

6 Backlit graphics

Attract attention! Graphic panels can be backlit to highlight your name or message.

Skyline modular systems create high-design, custom environments of any size and shape.



Engage® Panel System



Patented Slide-Connect technology allows for quick and easy installation. Panels simply slide together and lock into place.



One-of-a-kind wire conduit system is built into all panels hiding electrical cords and providing a clean, professional look.



Laminates: Hundreds of textures and colors available to fit any look.



Engage® works with other Skyline systems to create a complete solution. Slatwall panels with a variety of accessories are available for extensive product merchandising.

Patents 6,536,147 – 6,543,164

Skyline Exhibits
3355 Discovery Road
St. Paul, Minnesota 55121

1-800-328-2725
1-651-234-6592 International

www.skyline.com

ISO 9001 Registered



ISO 9001:2001
FM69896

© 2006 Skyline Exhibits Printed in U.S.A.

SKYLINE EXHIBITS Pte Ltd
Block 2024, #04-54.
Bukit Batok St. 23,
Singapore 659529
tel: 65-6294 2949
e-mail: admin@skyline.com.sg
www.skyline.com.sg